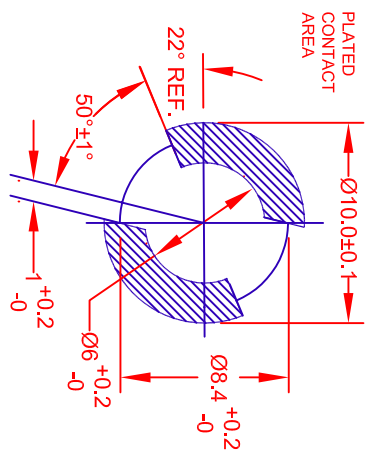
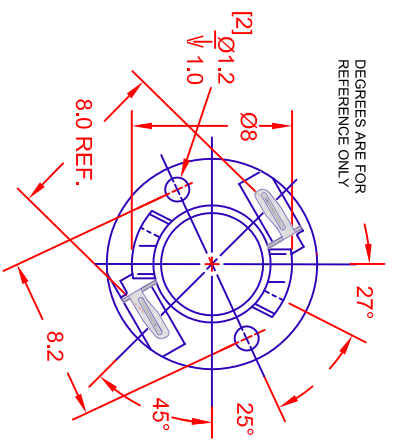
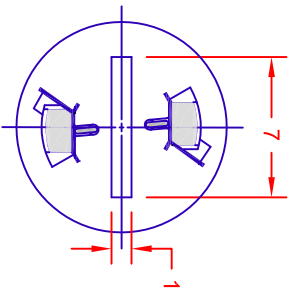
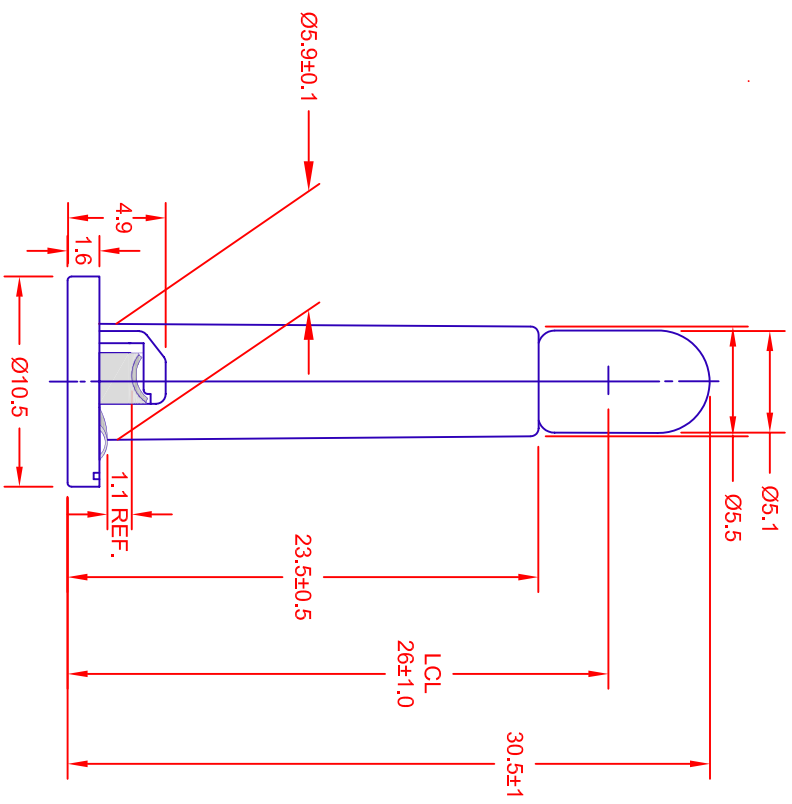


DEGREES ARE FOR
REFERENCE ONLY



P.C. BOARD
THICKNESS 1.6±0.1mm

REV.	DESCRIPTION/ECO NO.	DATE
	RELEASED CONVERTED TO CAD	11/9/00
A	ADD PC BOARD THICKNESS DIM.	11/30/01
B	CHANGE TO (Pb) FREE ASSEMBLY	1/18/05
C	CORRECT NOTE	2/21/05



JKL PART NUMBER: DNW21-EW87/GRA/32.5MM****
LAMP NUMBER: EW87 SHIBORI****

VOLTS RATED	AMPS ± 10%	*MSCP ± 25%	*LUMENS ± 25%	AVERAGE LIFE HRS.	FILAMENT TYPE
14.0	.140	*.95 **.84	*12.00 **10.5	7,000	C-2V

* LAMP RATING ONLY WITHOUT BASE
 ** LAMP RATING IN BASE
 *** LAMP GLASS LEAD (Pb) FREE
 **** LAMP AND BASE ASSEMBLY LEAD (Pb) FREE
 CONTACT JKL FOR LEAD (Pb) FREE LOT IDENTIFICATION

BASE COLOR
 GRAY

METRIC	DIMENSIONS ARE IN MILLIMETERS	TOLERANCE UNLESS OTHERWISE SPECIFIED	1 PL +/- 0.2	2 PL +/- 0.20	ANGLE +/- 0
THIRD ANGLE PROJECTION					
DRAWN BY L. WENGSTROM	DATE 2/21/05	SIZE A	FSCM NO. 55335	DRAWING NO. DNW21-EW87/GRA/32.5MM	TITLE T-1 1/4 DOUBLE CONTACT NEO-WEDGE BASE WITH EW87 SHIBORI LAMP
- CAD DRAWING - MANUAL REVISIONS NOT PERMITTED		SCALE NONE	RELEASED DATE 11/9/00	REVISION DATE 2/21/05	REV. NO. C SHEET 1 OF 1

JKL COMPONENTS CORPORATION