

APPLICATIONS

- 1) Lighting for high brightness power LED
- 2) Constant current source

FEATURES

- 1) High efficiency and Low Profile
- 2) Adjustable output current
- 3) PWM dimming capability
- 4) 3 pcs 3W LED's on DC 12V driving capability
6 pcs 1W LED's on DC 24V driving capability

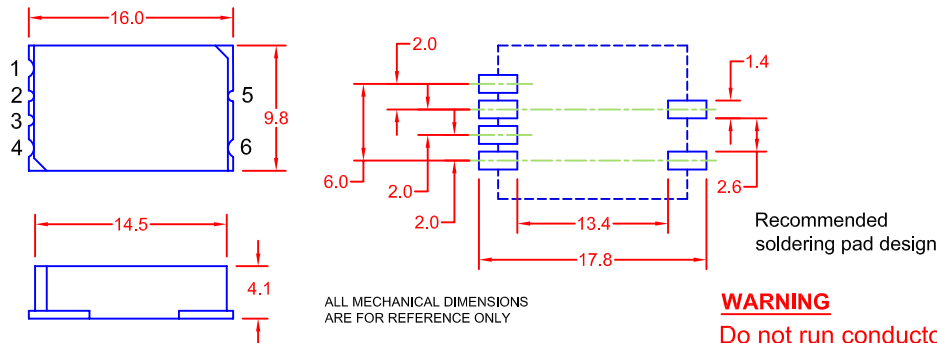
MAXIMUM RATING

Item	Symbol	Rating	Unit
DC Input Voltage	Vin	8 ~ 28	V
Input Power	Pin	0 ~ 9	W
Operating Temperature	Ta	0 ~ 60	°C
Storage Temperature	Ts	0 ~ 80	°C
Relative Humidity	RH	5 ~ 95	%

ELECTRICAL CHARACTERISTICS

Item	Symbol	Vin = 12V	Vin = 24V	Unit
Input Current	Iin	255	135	mA
Output Current	IL	300	300	mA
Switching Frequency	fsw	145	495	kHz

MECHANICAL DIMENSIONS (Unit: mm)



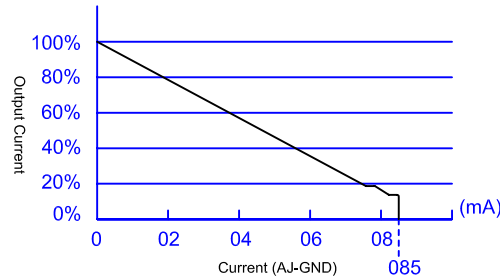
TERMINAL NUMBERS & FUNCTIONS

NO.	Symbol	Description
1	Vin	Vin (8 ~ 28V)
2	AJ	Current Adjust
3	EN	EN signal (L-off)
4	GND	GND (0 V)
5	OUT +	Output (+)
6	OUT -	Output (-)

WARNING

Do not run conductor traces under driver.
A short circuit condition is possible.

OUTPUT CURRENT ADJUSTMENT

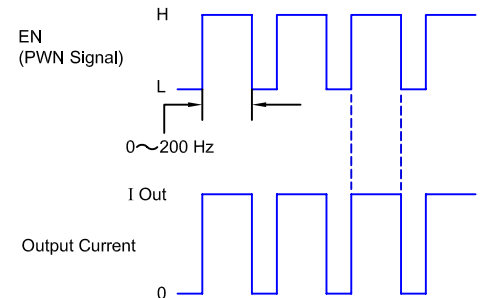


Raj vs. IL

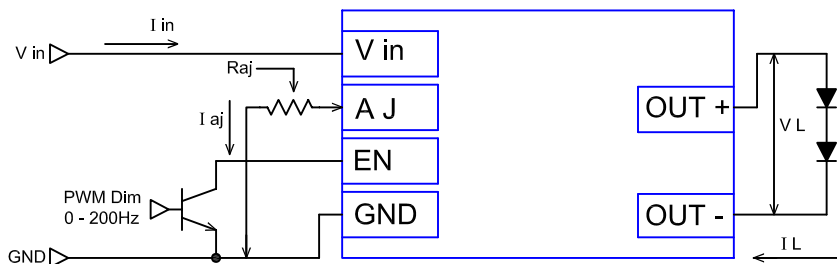
Raj	Iaj	IL
8.0 kΩ	0.2mA	80%
6.0 kΩ	0.5mA	50%
2.7 kΩ	0.9mA	0%

Conditions: Ta = 25° C. LED load = 3W LED (3 pcs.)
Iaj is changeable by input voltage.

PWM DIMMING



TYPICAL APPLICATION CIRCUIT



For adjusting output current set resistance between AJ and GND.
(Maximum output current at AJ open.)

If EN is connected to GND output is off. (low - off)

METRIC	DIMENSIONS ARE IN MILLIMETERS
	TOLERANCE UNLESS OTHERWISE SPECIFIED
	1 PL +/- 0.2
	2 PL +/- 0.20
	ANGLE +/-
DRAWN BY	APPV'D BY DATE
L. WENGSTROM	L.R. 2/2/10
- CAD DRAWING -	
MANUAL REVISIONS NOT PERMITTED	

JKL COMPONENTS CORPORATION

TITLE	
DC-DC LED DRIVER MODULE	
SIZE	FSCM NO.
A	55335
DRAWING NO.	LD-300A
SCALE	RELEASED DATE
NONE	2/18/09
REVISION DATE	2/2/10
REV. NO.	A
SHEET	1 OF 1

REV. NO.	DESCRIPTION/ECO NUMBER	APPV'D DATE
A	CHANGES IN FEATURES	2/2/10
	RELEASED & CANCEL PL-0812-07	2/18/09