REV.	DESCRIPTION/ECO NO.	DATE
	RELEASED	6/29/10

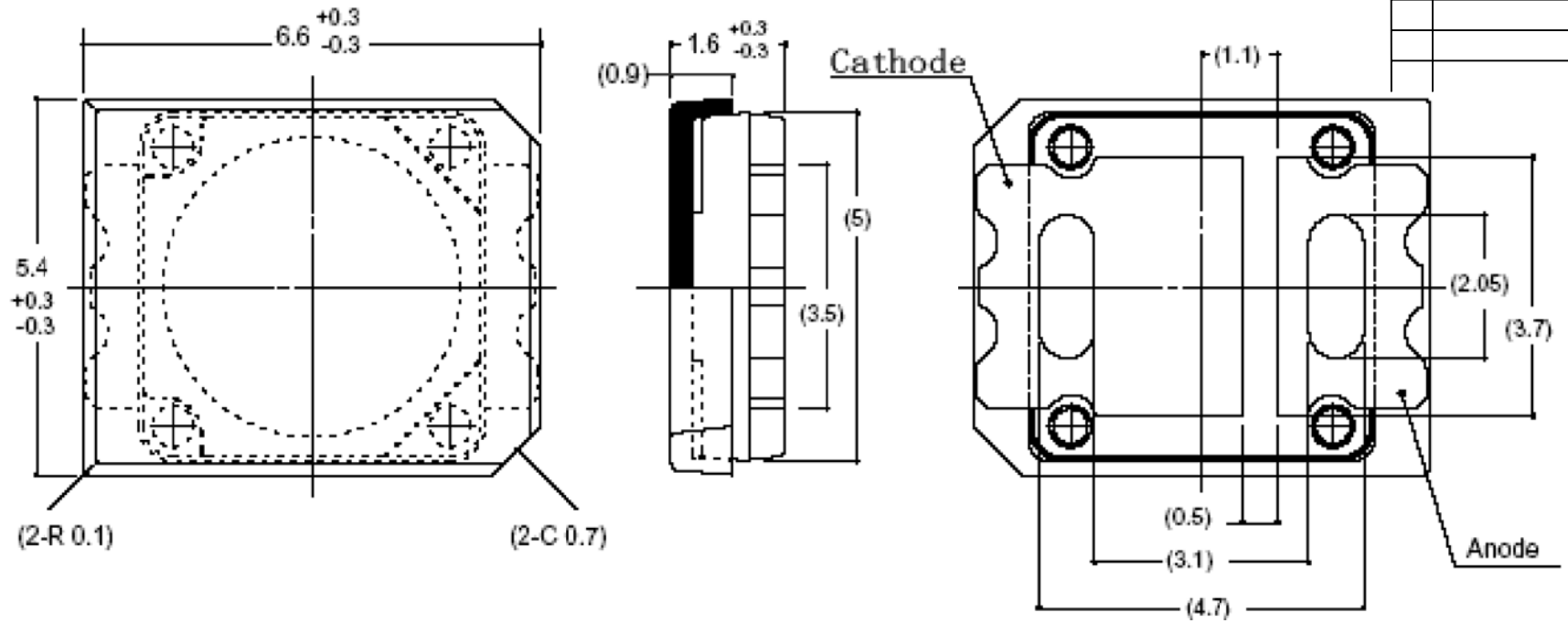



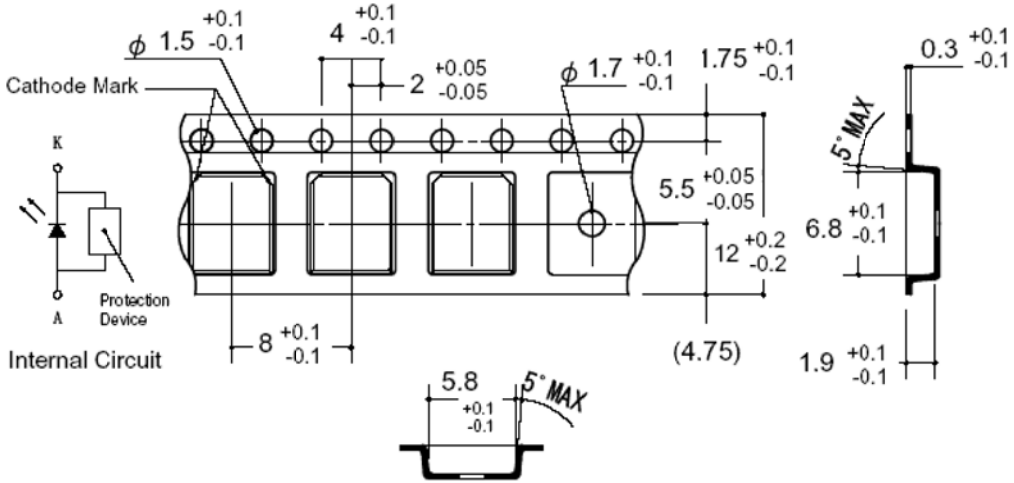

Internal Circuit

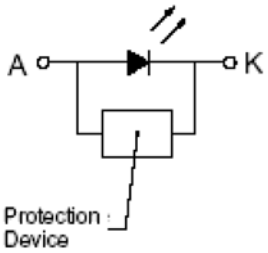

METRIC THIRD ANGLE PROJECTION	DIMENSIONS ARE IN MILLIMETERS TOLERANCE UNLESS OTHERWISE SPECIFIED 1 PL +/- REF. 2 PL +/- REF. ANGLE +/- REF.	JKL COMPONENTS CORPORATION				
		TITLE HIGH CRI SURFACE MOUNT LED SERIES				
DRAWN BY L. WENGSTROM	APPV'D BY L.R. DATE 6/29/10	SIZE A	FSCM NO. 55335	DRAWING NO. ZSM-6550C		
- CAD DRAWING - MANUAL REVISIONS NOT PERMITTED		SCALE NOT TO SCALE		RELEASED DATE 6/29/10	REVISION DATE	REV. NO.
						SHEET 1 OF 2

Electrical/Optical Characteristics at Ts = 25°C

Parameter	Symbol	Condition	Min	Typ	Max	Unit
Forward Voltage DC	V_F	I_F = 350mA	- -	3.5	4.0	V

JKL Part Number	Luminious Flux (lm)			Color Temperature Kelvin (K)
	Min	Typ	Max	
ZSM-6550C-1	46.2	59.0	75.2	2700
ZSM-6550C-2	46.2	59.0	75.2	3000
ZSM-6550C-3	48.5	61.9	79.0	3500
ZSM-6550C-4	50.9	65.0	82.9	4000
ZSM-6550C-5	50.9	65.0	82.9	4500
ZSM-6550C-6	53.5	68.2	87.1	5000
ZSM-6550C-7	56.1	71.7	91.5	5700
ZSM-6550C-8	56.1	71.7	91.5	6500

Forward Voltage vs. Forward Current

Ta=25°C

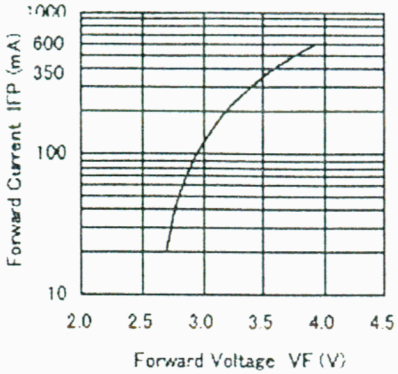

Forward Current vs. Relative Luminous Flux

Ta=25°C

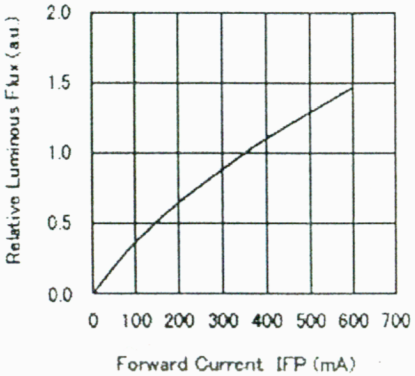

Duty Ratio vs. Allowable Forward Current

Ta=25°C

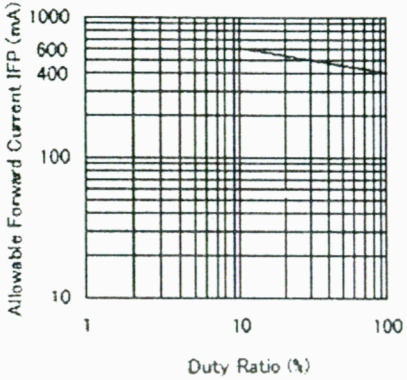

Ambient Temperature vs. Forward Voltage

IFP 350mA

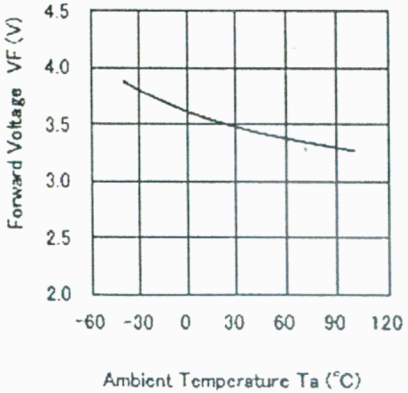

Ambient Temperature vs. Relative Luminous Flux

IFP 350mA

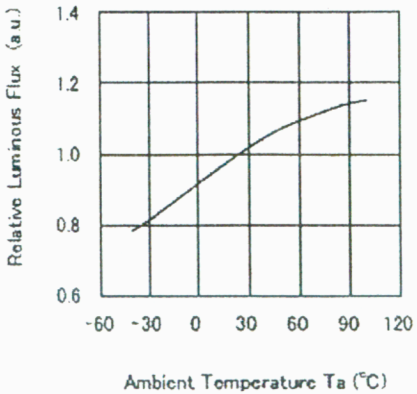

Ambient Temperature vs. Allowable Forward Current

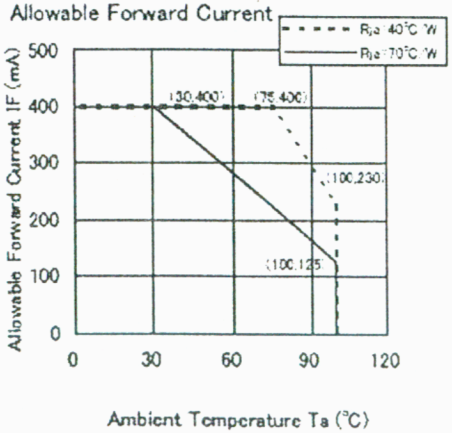

Solder Temperature (Cathode Side) vs. Allowable Forward Current

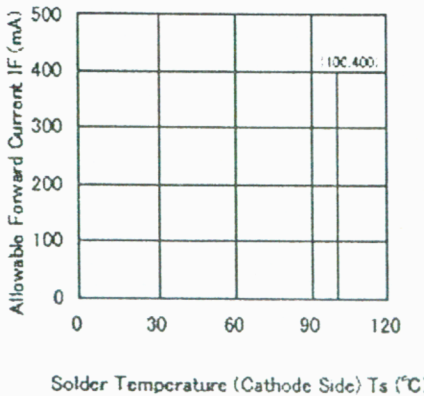

JKL COMPONENTS CORPORATION		DRAWING NO. ZSM-6550C			
- CAD DRAWING - MANUAL REVISIONS NOT PERMITTED	SCALE NONE	RELEASED DATE 6/29/10	REVISION DATE	REV. NO.	SHEET 2 OF 2