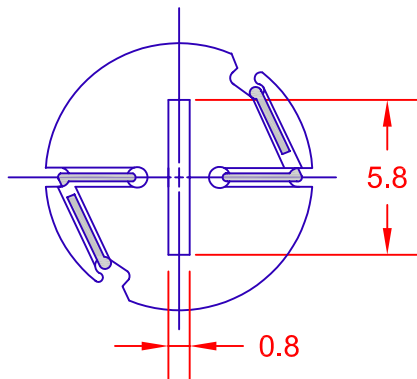
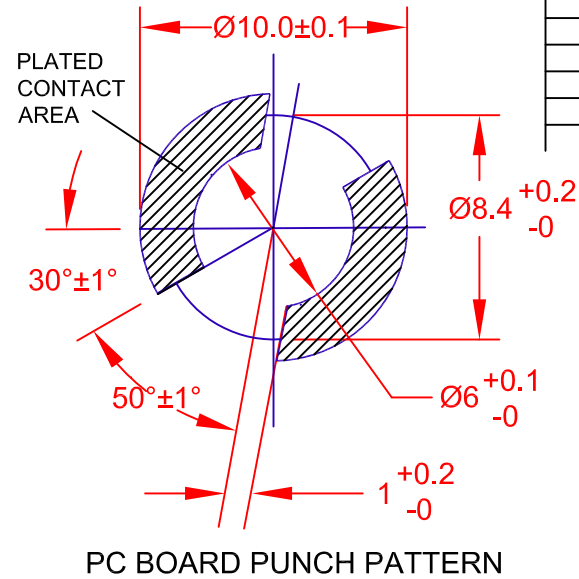
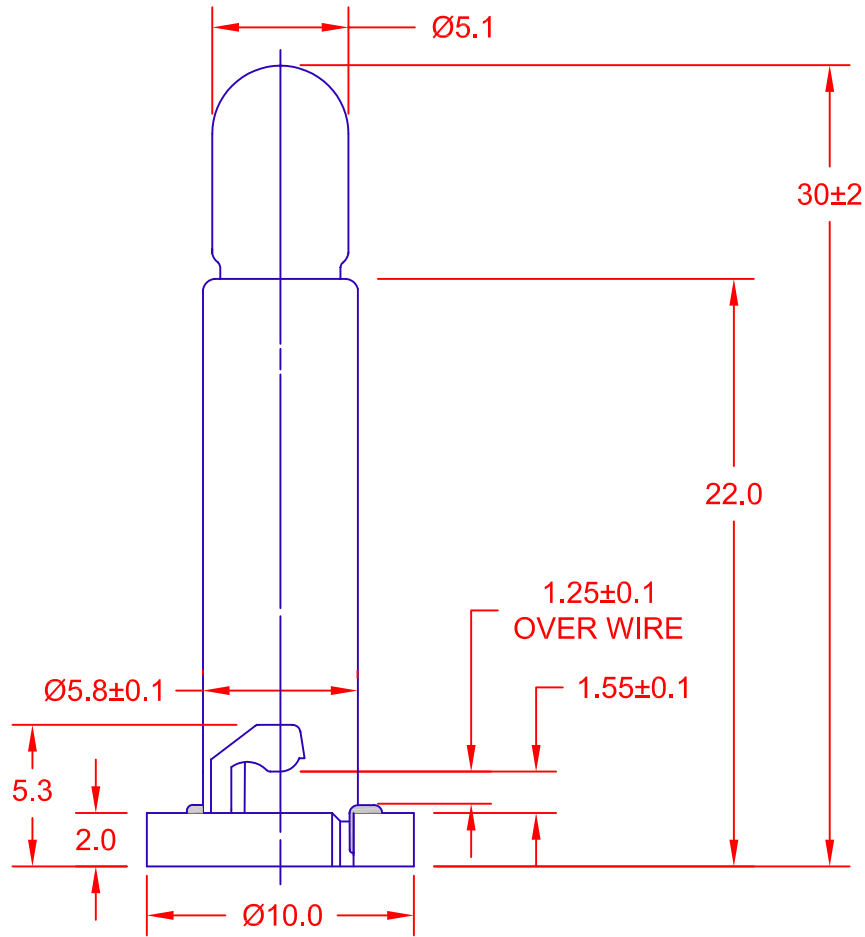


| REV. | DESCRIPTION/ECO NO. | DATE |
|------|------------------------------|---------|
| | RELEASED | 3/14/01 |
| A | CHANGE TO (Pb) FREE ASSEMBLY | 2/17/05 |
| | | |
| | | |
| | | |
| | | |



JKL PART NUMBER: DNW1-EW33/30MM***

| LAMP NUMBER: EW33** | | | | | |
|---------------------|-----------------|------------------|--------------------|-------------------|---------------|
| VOLTS RATED | AMPS $\pm 10\%$ | *MSCP $\pm 25\%$ | *LUMENS $\pm 25\%$ | AVERAGE LIFE HRS. | FILAMENT TYPE |
| 14.0 | .125 | .700 | 9.00 | 10,000 | C-2F |

* LAMP RATING ONLY WITHOUT BASE.

** LAMP GLASS LEAD (Pb) FREE.

*** LAMP AND BASE ASSEMBLY LEAD (Pb) FREE.

CONTACT JKL FOR LEAD (Pb) FREE LOT IDENTIFICATION.

| METRIC | | DIMENSIONS ARE IN MILLIMETERS | | JKL COMPONENTS CORPORATION | | | |
|---|--|-------------------------------|---|----------------------------|--------------------------------------|-------------------|-----------------|
| THIRD ANGLE PROJECTION | TOLERANCE UNLESS OTHERWISE SPECIFIED | | TITLE DNW1 EXTENDED NEO-WEDGE BASE WITH EW33 LAMP | | | | |
| | 1 PL +/- 0.2 2 PL +/- 0.20 ANGLE +/- 0 | | | | | | |
| DRAWN BY L. WENGSTROM | APPV'D BY J.K. | DATE 2/17/05 | SIZE A | FSCM NO. 55335 | DRAWING NO. DNW1-EW33/30MM | | |
| - CAD DRAWING - MANUAL REVISIONS NOT PERMITTED | | | SCALE NONE | RELEASED DATE 3/14/01 | REVISION DATE 2/17/05 | REV. NO. A | SHEET 1 OF 1 |