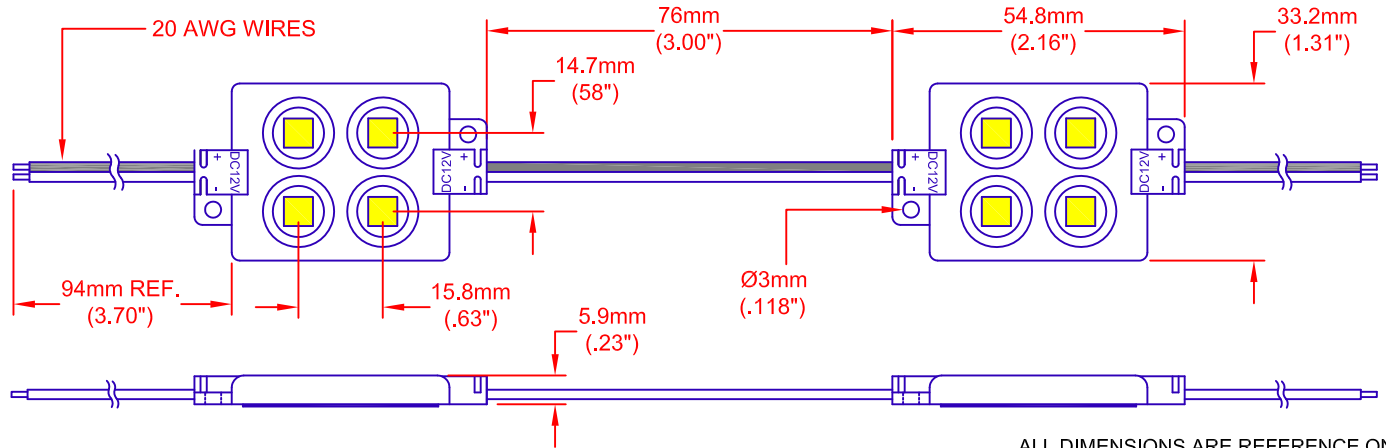



FEATURES

33.2mm X 54.8mm WATER RESISTANT LED MODULES

- VOLTAGE: 12V DC PER MODULE
- CURRENT: 89mA PER MODULE
- LED VIEWING ANGLE (2 θ 1/2): 120°
- MODULE THICKNESS: 5.9mm
- PACKAGE: 20 PIECES PER REEL
- WATER RESISTANCE



ALL DIMENSIONS ARE REFERENCE ONLY

NOTES:

- STANDARD MOUNTING INCLUDES ADHESIVE BACKING AND MOUNTING TABS FOR A #6 SCREW (SCREWS NOT INCLUDED).
- JKL ACCESSORIES TO BE ORDERED SEPARATELY: ZPS-1235 OR ZPS-1260 POWER SUPPLIES.
- DUE TO WIRE GAUGE USED IN THE CONSTRUCTION OF THE MODULES SERIAL RUNS SHOULD BE LIMITED TO 17 FEET OR 40 MODULES.
- POWER CONSUMPTION 2.2 WATTS PER FOOT.

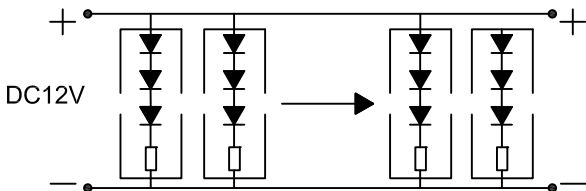
PLEASE REFER TO JKL APPLICATION SHEET: JKL-AS-ZM-CHANNEL-LED FOR INSTALLATION AND POWER RECOMMENDATIONS.

Electrical/Optical Characteristics at TA = 25°C

Parameter	Symbol	Condition	Min	Typ	Max	Unit
Forward Voltage DC	VF	IF = 89mA	--	12	--	V
Color Temperature	TC	IF = 89mA	6000			K
Luminous Flux per Module	φV/Mod	IF = 89mA	--	40	--	lm/mod
Luminous Flux per Ft.	φV/Ft	--	--	93	--	lm/ft
Recommend Forward Current	IF(rec)	--	--	89	--	mA

Absolute Maximum Rating at TA = 25°C

Parameter	Symbol	Absolute Maximum Rating	Unit
Forward Current	IF	89	mA
Power Dissipation	PD	1.065	W
Electrostatic Discharge	ESD	800	V
Operating Temperature	Topr	-20~+40	°C
Storage Temperature	Tstg	-25~+60	°C



ATTENTION



OBSERVE PRECAUTION FOR HANDLING ELECTROSTATIC DISCHARGE SENSITIVE DEVICES

JKL PART NO.: ZM-3354-CW

METRIC 			DIMENSIONS ARE IN mm & (INCHES) TOLERANCE UNLESS OTHERWISE SPECIFIED 1 PL +/- REF. 2 PL +/- ANGLE +/-		JKL COMPONENTS CORPORATION									
DRAWN BY: L. WENGSTROM APP'D BY: L.R. DATE: 9/7/11			SIZE: A FSCM NO.: 55335		TITLE: WHITE 4-LED CHANNEL LIGHT									
REV. NO. DESCRIPTION/ECO NUMBER APPV'D DATE			- CAD DRAWING - MANUAL REVISIONS NOT PERMITTED		DRAWING NO.: ZM-3354-CW		SCALE: NONE		RELEASED DATE: 3/3/11		REVISION DATE: 9/7/11		REV. NO. D SHEET 1 OF 1	